



Maryland MDOT MVA Bulk Data Delivery Service User Guide

Version 5.0

NIC Maryland
in partnership with
the Maryland Motor Vehicle Administration

200 Westgate Circle, Suite 402

Annapolis, MD, 21401

P: (410) 990-1090

F: (800) 861-0218

mdhelp@egov.com

Table of Contents

Maryland Bulk Data Delivery User Guide	3
Introduction	3
Bulk Data Delivery Service Overview	3
Program Guidelines.....	4
FTP Directory Structure.....	4
Charges and Billing	4
Bulk Data Access Program Support.....	5
Discontinuing Participation in the Bulk Vehicle Record Data Program	5
Secure FTP Connections.....	5
SFTP Connection	5
HTTPS Connection.....	5
Connecting to the NIC Maryland Secure Server via HTTPS.....	6
Accessing NIC Maryland’s Secure FTP Server	6
Transferring a file to the NIC FTP Server.....	6
Retrieving a file to the NIC FTP Server	8
Output File Formats	9
Bulk Vehicle Record – 580 File	9
Bulk Vehicle Record – 580 (Cross Sell) File	Error! Bookmark not defined.
Bulk Vehicle Record – 590 File	11
Bulk Vehicle Record – VTBUS935 File	13
Bulk Vehicle Record – VORS582P5 File	14
BULK Code References.....	15
Vehicle Record Type Codes.....	15
Vehicle Brand Codes	15
Brand Type Codes	15
Transaction Type Codes	16
Flag Type Codes	16
Class Codes.....	17
Exception Codes.....	18

Maryland Bulk Data Delivery User Guide

Introduction

In March 2012, the Maryland Department of Transportation Maryland Motor Vehicle Administration (MDOT MVA) partnered with NIC Maryland through a Master Contract with the Department of Information Technology to provide Bulk Driving and Vehicle access service. This document provides an overview on implementing and interfacing with this service. In order to utilize the service, the customer must be authorized within the scope of the Driver Privacy Protection Act (DPPA) and have a subscription to the Bulk Data Delivery service to access MDOT MVA records.

Bulk Data Delivery Service Overview

The Bulk Data Delivery service is a secure file transfer batch-based system which allows customers to receive larger volumes of MVA driver or vehicle record data.

Maintenance Windows

This service is unavailable to process requests during server downtimes. Current NIC Maryland scheduled downtimes are:

- Second Saturday of every month from 11:00pm until 5:00am EST

New Titles, Registrations and Address Corrections and Registration Renewals:

Customer receiving the New Titles, Registrations and Address Corrections (VORS580) and Registration Renewals (VORS590) will receive the files weekly between 01:00 and 01:30 AM Sunday morning.

Upon subscription to the Bulk Data Delivery service, each customer is assigned a directory to which data can be transmitted and retrieved. The MVA will return the output files in in the customer's "out" directory.

Special Request Programs

Customers subscribing to Special Request Programs (VORS023 and VORS024) will place an input file to the FTP location indicating the records being requested. Each second Sunday of the month, between 3:30 and 4:30 PM, customers will receive their results file.

Upon subscription to the Bulk Data Delivery service, each customer is assigned a directory to which data can be transmitted and retrieved. Special Request Program customers will provide to NIC Maryland, via the Service's "in" directory, a listing of the records they are requesting. The customer must have a DPPA-approved reason to request each record. NIC Maryland will submit the request to the MVA mainframe. The MVA, upon receipt of an input file, will return the resulting output files in in the "out" directory.

All files placed on the FTP server will cause a confirmation e-mail to be sent to the customer as soon as the file has been picked up by the Bulk File Delivery service.

The file server location for the all Bulk Data files are located at the following URL:

<https://sftp.egov.maryland.gov>

Incoming files for all file types will generate a “received” e-mail confirmation. **The file format and file naming convention and file layout will be exactly the same as what customers are currently getting from MVA.**

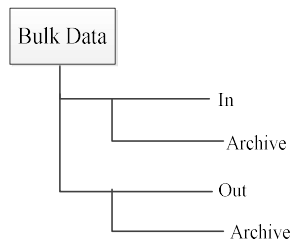
Program Guidelines

FTP Directory Structure

Each customer is assigned a directory to which data can be transmitted (where applicable) and retrieved. When the customer logs onto the server, the server will automatically route the user to the proper directory according to the User ID & Password used to login. Upon login to the file transfer server, the customer will be rooted into a directory named for their billing identification code.

Under this directory will be service directories for bulk services. Within the service directories will be “in” and “out” directories as well as archive directories to hold files from previous processing days. The “in” folder is used to transmit request files to the service and the “out” directory is used to receive response files.

Example:



NIC Maryland will archive the input and output files prior to dropping the new files in the Out folder.

Charges and Billing

Each record returned by the MDOT MVA will bear a cost of \$0.06/record for non-Government entities and \$0.025 for Government agencies. There are no minimum fees.

Invoices are generated and mailed/e-mailed to customers at the beginning of each month for the previous month’s transactions. Payment is due upon receipt of the monthly invoice. Interruption to service occurs if payment is not received by NIC Maryland within 20 days of the date of the invoice. If payment is received following a termination, NIC Maryland determines eligibility for reinstatement.

Bulk Data Access Program Support

To report a technical problem, error message, or billing inquiries, please call the NIC Maryland Help Desk at (888) 9MD-EGOV and explain the nature of the problem. The support staff will request information from you and will work with you to resolve the issue.

Discontinuing Participation in the Bulk Vehicle Record Data Program

Customers who no longer wish to participate in the Bulk Data Access program must notify NIC Maryland, in writing, of their intentions to discontinue participation. The contract may be discontinued by either party with a thirty (30) day notice in writing.

Secure FTP Connections

The server allows customers to download and upload files via a secure connection. Data being transferred is encrypted from point-to-point. Users are required to use an SSL connection via either their browser or secure FTP (sFTP) via a 128-bit FTP client.

Customers have two (2) options for connecting to the NIC Maryland S/FTP server. Following are the choices available and the information needed to utilize each.

SFTP Connection

Customers may submit and retrieve files via a secure file transfer client. If using a secure file transfer client, access to the server is accomplished by accessing the following server name:

sftp.egov.maryland.gov

A connection will need to be made using valid user credentials. The client must be able to handle at least 128-bit encryption. Secure file transfers occur over TCP port 22.

HTTPS Connection

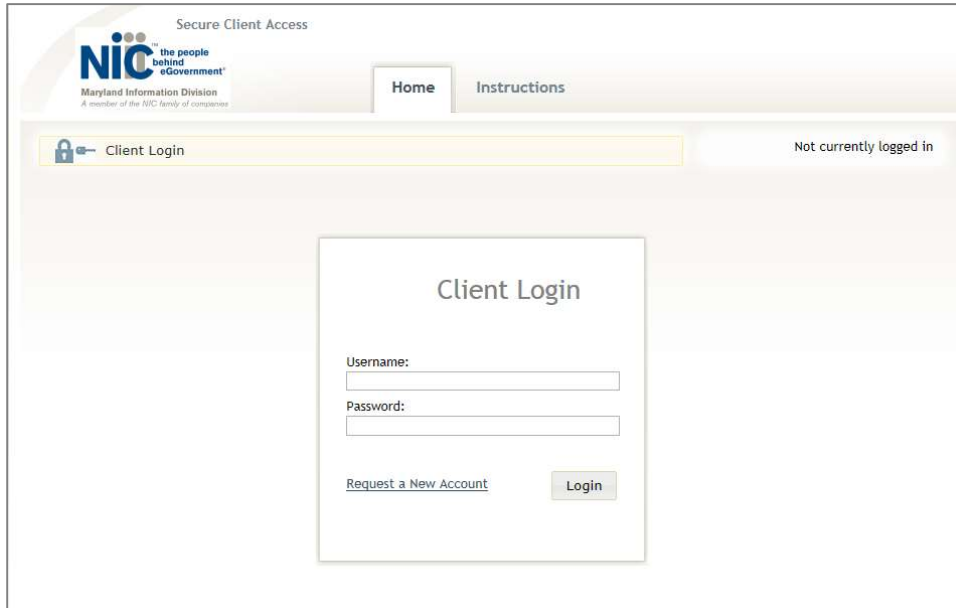
The HTTP/S web client capability allows any user with access to a common web browser to easily connect to the server to upload and download files. Clients may connect to <https://sftp.egov.maryland.gov> to submit and retrieve files. Data transfers will be SSL encrypted and RFC-2228 compliant. HTTPS occurs over TCP port 443.

*Note: Customers are NOT required to purchase their own certificates. Certificates are sent from the server to the client.

Connecting to the NIC Maryland Secure Server via HTTPS

Accessing NIC Maryland's Secure FTP Server

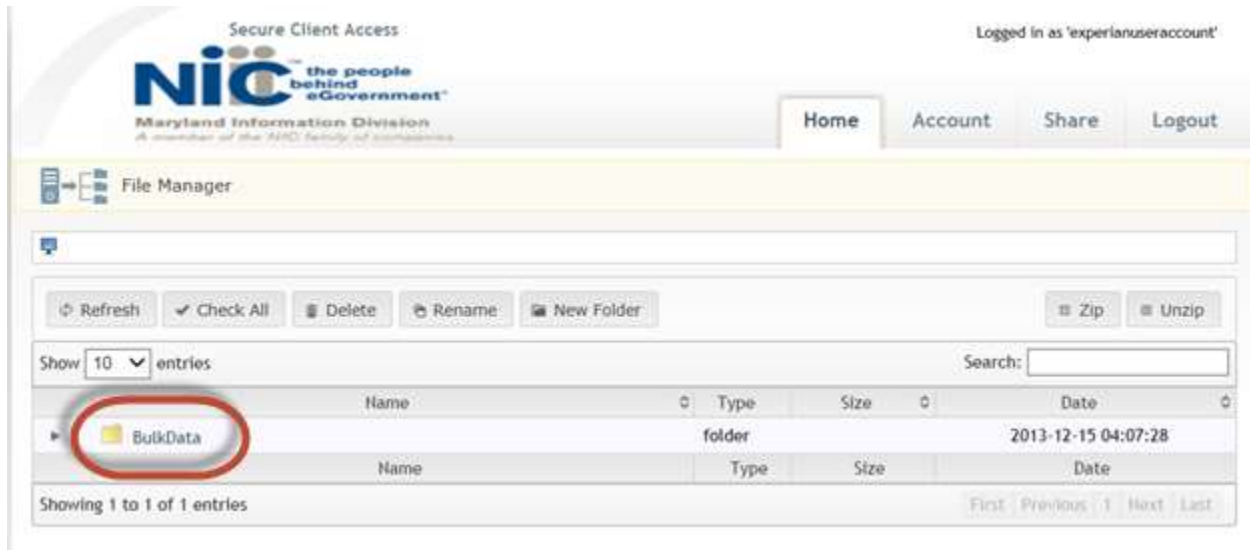
1. Start your Internet browser.
2. In the address field, type in <https://sftp.egov.maryland.gov/>.
3. Enter your Username and Password assigned by NIC Maryland and click on the "Login" button.



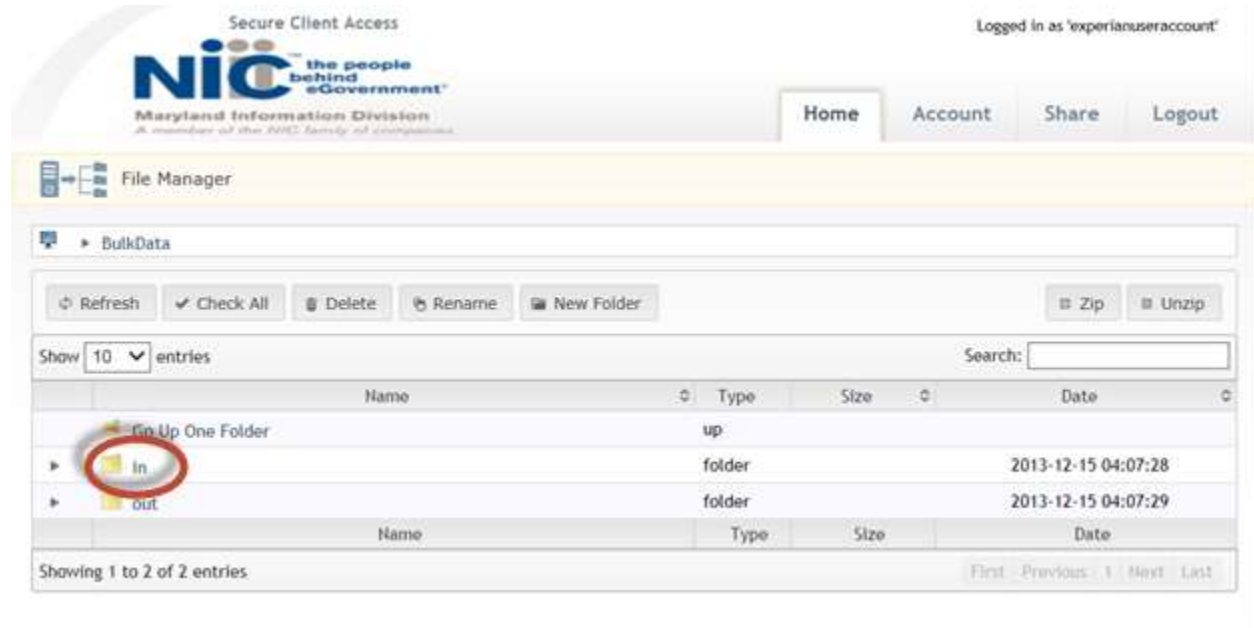
4. You are now connected to the NIC Maryland Secure FTP server.
5. To close your session, click the "Logout" hyperlink at the top, right-hand portion of the screen.

Transferring a file to the NIC FTP Server

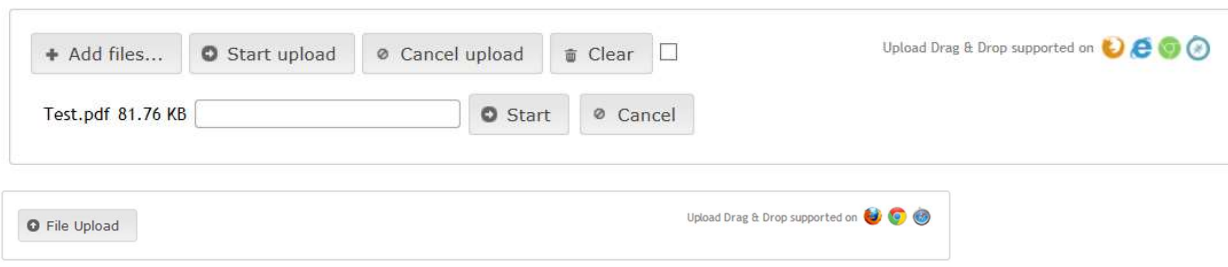
To transfer a file to NIC Maryland's Secure FTP Server, click on the "BulkData" folder.



Next, click on the “in” folder. This links to your “in” FTP directory.



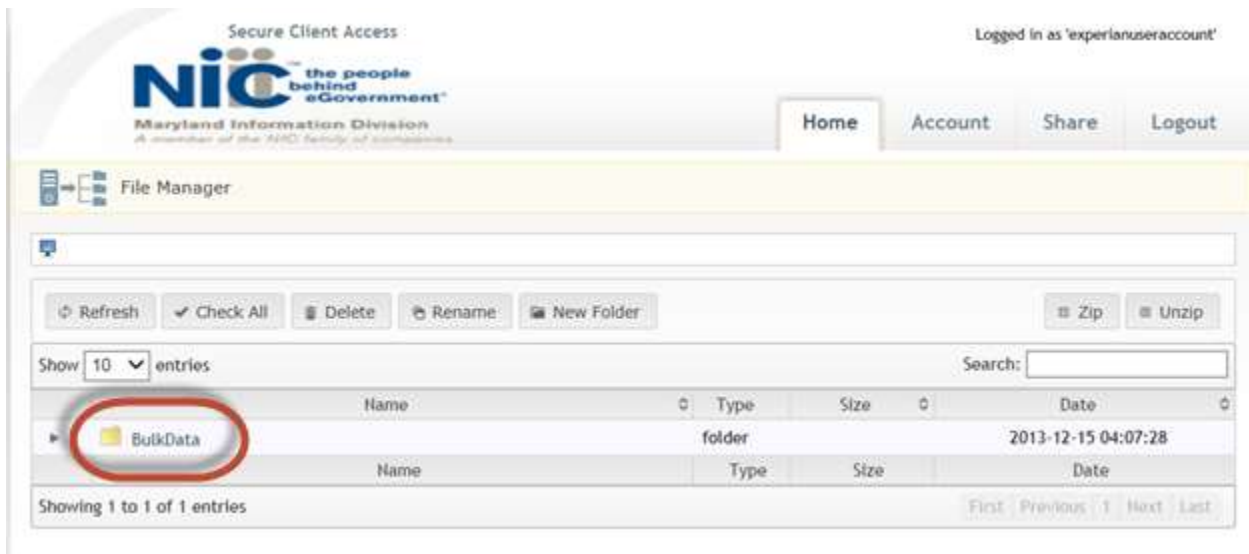
Click on the “Add files...” button located at the bottom side of your browser.



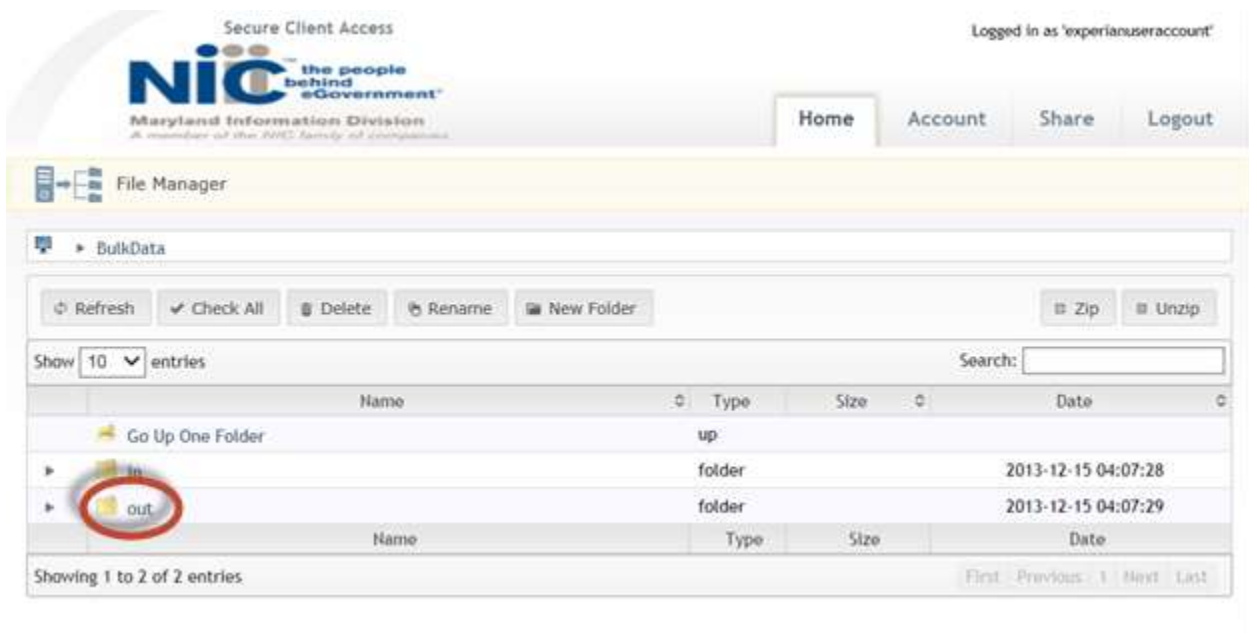
Navigate to the file you wish to upload into your “in” folder. Double-click the file then select the “Start upload” button to initiate the upload process.

Retrieving a file to the NIC FTP Server

To retrieve a file from NIC Maryland's Secure FTP Server, click on the "BulkData" folder.



Next, click on the "out" folder. This links to your "out" FTP directory.



The screen below displaying the returned file will appear. Click on the file name link to download the file. Then follow the on-screen instructions to open or save the file. (Please note that although you may right click on the file and choose the "Save As" option to download the file, the method specified here is the preferred one and will ensure the integrity of the file layout.)

Secure Client Access Logged in as 'experianuseraccount'

NIC the people behind eGovernment
Maryland Information Division
A member of the NIC family of companies.

Home Account Share Logout

File Manager

BulkData > out

Refresh Check All Delete Rename New Folder Zip Unzip

Show 10 entries Search:

Name	Type	Size	Date
Go Up One Folder	up		
archive	folder		2013-12-15 04:07:30
DATA5800	file	9.83 MB	2013-12-12 23:07:29
DATA5900	file	40.68 MB	2013-12-12 23:06:49

Showing 1 to 3 of 3 entries First Previous 1 Next Last

*Note: Remember that the input files should follow the same file naming and file layout standards that are currently followed. MVA will reject the files that do not meet these standards.

Output File Formats

Bulk Vehicle Record – 580 File

Field Name	Data Type	Length	Notes
Record Code	NUMERIC	1	MVA Issued Company Code (1, 2 or 3)
Transaction Type	NUMERIC	12	
Transaction Date	ALPHA-NUMERIC	10	YYYY-MM-DD
Transaction Time	ALPHA-NUMERIC	8	
Soundex Number	ALPHA-NUMERIC	13	
Company Indicator	NUMERIC	1	"C" for company or blank if individual
Owner Last Name	ALPHA	50	
Owner First Name	ALPHA	50	
Owner Middle Name	ALPHA	50	
Owner Suffix	ALPHA	10	
Co-Owner Last Name	ALPHA	50	
Co-Owner First Name	ALPHA	50	
Co-Owner Middle Name	ALPHA	50	
Co-Owner Suffix	ALPHA	10	
Owner Street Address 1	ALPHA-NUMERIC	255	
Owner Street Address 2	ALPHA-NUMERIC	255	
Owner Unit	ALPHA-NUMERIC	30	
Owner Unit Type	ALPHA-NUMERIC	50	
Owner City	ALPHA	100	
Owner County	ALPHA	6	
Owner State	ALPHA	2	
Owner Zip Code	NUMERIC	9	
Owner Mailing Street Address 1	ALPHA-NUMERIC	255	

Field Name	Data Type	Length	Notes
Owner Mailing Street Address 2	ALPHA-NUMERIC	255	
Owner Mailing Unit	ALPHA-NUMERIC	30	
Owner Mailing Unit Type	ALPHA-NUMERIC	50	
Owner Mailing City	ALPHA	100	
Owner Mailing County	ALPHA	6	
Owner Mailing State	ALPHA	2	
Owner Mailing Zip Code	NUMERIC	9	
Co-Street Address 1	ALPHA-NUMERIC	255	
Co-Street Address 2	ALPHA-NUMERIC	255	
Co-Unit	ALPHA-NUMERIC	30	
Co-Unit Type	ALPHA-NUMERIC	50	
Co-City	ALPHA	100	
Co-County	ALPHA	6	
Co-State	ALPHA	2	
Co-Zip Code	NUMERIC	9	
Co-Mailing Street Address 1	ALPHA-NUMERIC	255	
Co-Mailing Street Address 2	ALPHA-NUMERIC	255	
Co- Mailing Unit	ALPHA-NUMERIC	30	
Co-Mailing Unit Type	ALPHA-NUMERIC	50	
Co-Mailing City	ALPHA	100	
Co-Mailing County	ALPHA	6	
Co-Mailing State	ALPHA	2	
Co-Mailing Zip Code	NUMERIC	9	
Tag Number	ALPHA-NUMERIC	30	
Class	ALPHA-NUMERIC	12	
VIN	ALPHA-NUMERIC	19	
Make	ALPHA-NUMERIC	30	
Expiration Month	NUMERIC	2	
Vehicle Year	NUMERIC	4	
Exception Code	ALPHA-NUMERIC	30	
Gross Vehicle Weight	NUMERIC	5	
Gross Combined Weight	NUMERIC	5	
Expiration Year	NUMERIC	4	
Odometer	NUMERIC	6	
Brand	ALPHA-NUMERIC	6	
Dealer Code	ALPHA-NUMERIC	10	
Lien Record Flag	ALPHA-NUMERIC	1	
Title	ALPHA-NUMERIC	8	
VEIP Inspection Date	ALPHA-NUMERIC	6	
VEIP Status Code	ALPHA-NUMERIC	12	
New/Used Code	ALPHA-NUMERIC	1	
Vehicle from State	ALPHA-NUMERIC	2	
Hold Flag	NUMERIC	1	
Replate-Flag		1	
Owner DOB	ALPHA-NUMERIC	10	
Odometer Code	ALPHA-NUMERIC	1	
Lien Action	ALPHA-NUMERIC	1	
Lien Contract Date	ALPHA-NUMERIC	10	
Lien Maturity Date	ALPHA-NUMERIC	10	
Lien Release Date	ALPHA-NUMERIC	10	
Lien Name	ALPHA	255	
Lien Street 1	ALPHA-NUMERIC	255	
Lien Street 2	ALPHA-NUMERIC	255	
Lien Unit	ALPHA-NUMERIC	30	
Lien Unit Type	ALPHA-NUMERIC	50	
Lien City	ALPHA	100	
Lien State	ALPHA	2	
Lien Zip Code	ALPHA-NUMERIC	9	
Salv-Insp	ALPHA-NUMERIC	4	
Salvage Brand	ALPHA-NUMERIC	1	
Salvage Stolen	ALPHA-NUMERIC	1	
Salvage Inspection Code	ALPHA-NUMERIC	4	
Privacy Code	ALPHA-NUMERIC	1	

Bulk Vehicle Record – 590 File

Field Name	Data Type	Length	Notes
Record Code	NUMERIC	1	MVA Issued Company Code
Transaction Type	ALPHA-NUMERIC	12	
Transaction Date	ALPHA-NUMERIC	10	YYYY-MM-DD
Transaction Time	ALPHA-NUMERIC	8	HH:MM:SS
Soundex Number	ALPHA-NUMERIC	13	
Company Indicator	NUMERIC	1	"C" for company or blank if individual
Owner Last Name	ALPHA	50	
Owner First Name	ALPHA	50	
Owner Middle Name	ALPHA	50	
Owner Suffix	ALPHA	10	
Co-Owner Last Name	ALPHA	50	
Co-Owner First Name	ALPHA	50	
Co-Owner Middle Name	ALPHA	50	
Co-Owner Suffix	ALPHA	10	
Owner Mailing Street Address 1	ALPHA-NUMERIC	255	
Owner Mailing Street Address 2	ALPHA-NUMERIC	255	
Owner Unit	ALPHA-NUMERIC	30	
Owner Unit Type	ALPHA-NUMERIC	50	
Owner Mailing City	ALPHA	100	
Owner Mailing County	ALPHA	6	
Owner Mailing State	ALPHA	2	
Owner Mailing Zip Code	NUMERIC	9	
Co-Street Address 1	ALPHA-NUMERIC	255	
Co-Street Address 2	ALPHA-NUMERIC	255	
Co-Unit	ALPHA-NUMERIC	30	
Co-Unit Type	ALPHA-NUMERIC	50	
Co-City	ALPHA	100	
Co-County	ALPHA	6	
Co-State	ALPHA	2	
Co-Zip Code	NUMERIC	9	
Co-Mailing Street Address 1	ALPHA-NUMERIC	255	
Co-Mailing Street Address 2	ALPHA-NUMERIC	255	
Co- Mailing Unit	ALPHA-NUMERIC	30	
Co-Mailing Unit Type	ALPHA-NUMERIC	50	
Co-Mailing City	ALPHA	100	
Co-Mailing County	ALPHA	6	
Co-Mailing State	ALPHA	2	
Co-Mailing Zip Code	NUMERIC	9	
Tag Number	ALPHA-NUMERIC	30	
Class	ALPHA-NUMERIC	12	
VIN	ALPHA-NUMERIC	19	
Return Brand	ALPHA-NUMERIC	1	
Make	ALPHA-NUMERIC	30	
Body Style	ALPHA-NUMERIC	6	
Expiration Month	NUMERIC	2	
Vehicle Year	NUMERIC	4	
Exception Code	ALPHA-NUMERIC	30	
Gross Vehicle Weight	NUMERIC	5	
Gross Combined Weight	NUMERIC	5	
Expiration Year	NUMERIC	4	
Odometer	NUMERIC	6	
Brand	ALPHA-NUMERIC	6	
Dealer Code	ALPHA-NUMERIC	10	
Lien Record Flag		1	
Title	ALPHA-NUMERIC	8	
VEIP Inspection Date	ALPHA-NUMERIC	6	
VEIP Status Code	ALPHA-NUMERIC	12	
New/Used Code	ALPHA-NUMERIC	1	
Vehicle from State	ALPHA-NUMERIC	2	

Field Name	Data Type	Length	Notes
Hold Flag	NUMERIC	1	
Replate-Flag		1	
Owner DOB	ALPHA-NUMERIC	10	
Odometer Code	ALPHA-NUMERIC	1	
Lien Action	ALPHA-NUMERIC	1	
Lien Contract Date	ALPHA-NUMERIC	10	
Lien Maturity Date	ALPHA-NUMERIC	10	
Lien Release Date	ALPHA-NUMERIC	10	
Lien Name	ALPHA	255	
Lien Street 1	ALPHA-NUMERIC	255	
Lien Street 2	ALPHA-NUMERIC	255	
Lien Unit	ALPHA-NUMERIC	30	
Lien Unit Type	ALPHA-NUMERIC	50	
Lien City	ALPHA	100	
Lien State	ALPHA	2	
Lien Zip Code	ALPHA-NUMERIC	9	
Salvage Brand	ALPHA-NUMERIC	1	
Salvage Stolen	ALPHA-NUMERIC	1	
Salvage Inspection Code	ALPHA-NUMERIC	4	
Privacy-Code	ALPHA-NUMERIC	1	

Bulk Vehicle Record – VTBUS935 File

Field Name	Data Type	Length	Notes
Record Code	NUMERIC	1	MVA Issued Company Code
Transaction Type	ALPHA-NUMERIC	12	
Transaction Date	ALPHA-NUMERIC	10	
Transaction Time	ALPHA-NUMERIC	8	
Soundex Number	ALPHA-NUMERIC	13	
Company Indicator	NUMERIC	1	"C" for company or blank if individual
Owner Last Name	ALPHA	50	
Owner First Name	ALPHA	50	
Owner Middle Name	ALPHA	50	
Owner Suffix	ALPHA	10	
Co-Owner Last Name	ALPHA	50	
Co-Owner First Name	ALPHA	50	
Co-Owner Middle Name	ALPHA	50	
Co-Owner Suffix	ALPHA	10	
Street Address 1	ALPHA-NUMERIC	255	
Street Address 2	ALPHA-NUMERIC	255	
Unit	ALPHA-NUMERIC	30	
Unit Type	ALPHA-NUMERIC	50	
City	ALPHA	100	
County	ALPHA	6	
State	ALPHA	2	
Zip Code	NUMERIC	9	
Owner Mailing Street Address 1	ALPHA-NUMERIC	255	
Owner Mailing Street Address 2	ALPHA-NUMERIC	255	
Owner Mailing Unit	ALPHA-NUMERIC	30	
Owner Mailing Unit Type	ALPHA-NUMERIC	50	
Owner Mailing City	ALPHA	100	
Owner Mailing County	ALPHA	6	
Owner Mailing State	ALPHA	2	
Owner Mailing Zip Code	NUMERIC	9	
Tag Number	ALPHA-NUMERIC	30	
Class	ALPHA-NUMERIC	12	
VIN	ALPHA-NUMERIC	19	
Trans Code/Return Brand	ALPHA-NUMERIC	1	
Make	ALPHA-NUMERIC	30	
Body Style	ALPHA-NUMERIC	6	
Expiration Month	NUMERIC	2	
Vehicle Year	NUMERIC	4	
Exception Code	ALPHA-NUMERIC	30	
Gross Vehicle Weight	NUMERIC	5	
Gross Combined Weight	NUMERIC	5	
Expiration Year	NUMERIC	4	
Odometer	NUMERIC	6	
Brand	ALPHA-NUMERIC	6	
Dealer Code	ALPHA-NUMERIC	10	
Action Flag		1	
Lien Record Flag		1	
Title	ALPHA-NUMERIC	8	
VEIP Inspection Date	ALPHA-NUMERIC	6	
VEIP Status Code	ALPHA-NUMERIC	12	
New/Used Code	ALPHA-NUMERIC	1	
Vehicle from State	ALPHA-NUMERIC	2	
Hold Flag	NUMERIC	1	
Owner DOB	ALPHA-NUMERIC	10	
Odometer Code	ALPHA-NUMERIC	1	
Lien Action	ALPHA-NUMERIC	1	
Lien Contract Date	ALPHA-NUMERIC	10	
Lien Maturity Date	ALPHA-NUMERIC	10	
Lien Release Date	ALPHA-NUMERIC	10	
Lien Name	ALPHA	255	
Lien Street 1	ALPHA-NUMERIC	255	

Field Name	Data Type	Length	Notes
Lien Street 2	ALPHA-NUMERIC	255	
Lien Unit	ALPHA-NUMERIC	30	
Lien Unit Type	ALPHA-NUMERIC	50	
Lien City	ALPHA	100	
Lien State	ALPHA	2	
Lien Zip Code	ALPHA-NUMERIC	9	
Salvage Brand	ALPHA-NUMERIC	1	
Salvage Stolen	ALPHA-NUMERIC	1	

Bulk Vehicle Record – VORS582P5 File

Field Name	Data Type	Length	Notes
Record Code	NUMERIC	1	MVA Issued Company Code
Transaction Type	ALPHA-NUMERIC	12	
Transaction Date	ALPHA-NUMERIC	10	
Transaction Time	ALPHA-NUMERIC	8	
Soundex Number	ALPHA-NUMERIC	13	
Company Indicator	NUMERIC	1	"C" for company or blank if individual
Owner Last Name	ALPHA	50	
Owner First Name	ALPHA	50	
Owner Middle Name	ALPHA	50	
Owner Suffix	ALPHA	10	
Tag Number	ALPHA-NUMERIC	30	
Class	ALPHA-NUMERIC	12	
VIN	ALPHA-NUMERIC	19	
Make	ALPHA-NUMERIC	30	
Expiration Month	NUMERIC	2	
Vehicle Year	NUMERIC	4	
Exception Code	ALPHA-NUMERIC	30	
Gross Vehicle Weight	NUMERIC	5	
Gross Combined Weight	NUMERIC	5	
Expiration Year	NUMERIC	4	
Odometer	NUMERIC	6	
Brand	ALPHA-NUMERIC	6	
Dealer Code	ALPHA-NUMERIC	10	
Action Flag		1	
Lien Record Flag		1	
Title	ALPHA-NUMERIC	8	
VEIP Inspection Date	ALPHA-NUMERIC	6	
VEIP Status Code	ALPHA-NUMERIC	12	
New/Used Code	ALPHA-NUMERIC	1	
Vehicle from State	ALPHA-NUMERIC	2	
Hold Flag	NUMERIC	1	
Owner DOB	ALPHA-NUMERIC	10	
Odometer Code	ALPHA-NUMERIC	1	
Lien Action	ALPHA-NUMERIC	1	
Lien Contract Date	ALPHA-NUMERIC	10	
Lien Maturity Date	ALPHA-NUMERIC	10	
Lien Release Date	ALPHA-NUMERIC	10	
Lien Name	ALPHA	255	
Lien Street 1	ALPHA-NUMERIC	255	
Lien Street 2	ALPHA-NUMERIC	255	
Lien Unit	ALPHA-NUMERIC	30	
Lien Unit Type	ALPHA-NUMERIC	50	
Lien City	ALPHA	100	
Lien State	ALPHA	2	
Lien Zip Code	ALPHA-NUMERIC	9	
Salvage Brand	ALPHA-NUMERIC	1	
Salvage Stolen	ALPHA-NUMERIC	1	

BULK Code References

Vehicle Record Type Codes

MVA Vehicle Record Type Codes are described in the table below:

Vehicle Record Type Code	Description
1	Regular license plate
2	Dealer license plate
3	Cross-referenced license plate (License plate is cross referenced to another license plate number)
4	Returned license plate
5	N/A (Not applicable or used at this time)
9	No match

Vehicle Brand Codes

The BULK system translates the various brand fields in the database when vehicle titles or salvage certificates are generated. In some cases, there may be different interpretations, depending on whether a salvage certificate or a title certificate is generated, which is indicated in the tables below. The brand fields are input by hand and are not edited; therefore, the descriptions may vary. Information will be displayed "as is" if it does not match the predefined set of brand "codes" listed in the chart.

Odometer Code	Description
A	Actual mileage
B	Exceeds mechanical limits
C	Not actual mileage
D	Exempt

Brand Type Codes

Value	Title Document
BUYBCK	Buy Back
FIRE	Fire Damage
FLOOD	Flood Damage
GLDKIT	Glider Kit
HAIL	Hail Damage
JUNK	Junk
KIT	Kit
LDTSPD	Limited Speed
REBILT	Rebuilt Salvage
RECON	Reconstructed
REPLCA	Replica
SALVAG	Salvage
SLVABN	Salvage - Abandoned
SLVSTL	Salvage - Stolen
VINREP	Vin Replacement
XRENTL	Former Rental
XSALVG	Prior Salvage
XTAXI	Prior Taxi

Transaction Type Codes

Value	Value Description
VhcPltManage	Manage an active registration
SvrVhcRegRnw	Renew a vehicle's registration
VhcNewReg	A new registration added to an existing vehicle that has no current registration
SubSticker	Remake registration card with decal sticker
VhcRegInt	A non-manual transaction for new plates and plate transfers from interfaces
DuplicateReg	Remake existing vehicle registration
VhcTempRgExt	60 Day Temporary Registration Extension
VhcRegRnw	Renew a vehicle's registration
IssueIntTag	Issue interchangeable tags for a business
VhcTempReg	15 Day Temporary Registration
TtlRegCor	Correct Title and Registration
LienMaint	Release, Add or Change a Lien
SvrDupTtl	Issue Duplicate Title
DuplicateTtl	Issue Duplicate Title / SIF
SalvageTitle	Issue a salvage certificate or add a salvage brand to an owner-retained title
SvrTempReg60	Issue a Temporary Registration
VhcTempReg60	60 Day Temporary Registration
InTransitreg	In Transit Registration
SvrInTransit	In Transit Registration
TitleReg	Title and Register a New Vehicle
SvrSalvTitle	Issue a salvage certificate or add a salvage brand to an owner-retained title
ErtTtlReg	ERT Cutover Title and Registration
ErtStdRnw	ERT Cutover Renewal
SvrTitleReg	Title/Registration (Interface)
NonResPrm	NonResident Permit
MISSING	Missing Transaction
OOSDupTitle	Vehicle Returned to State
PrevOwnPlt	Missing Previous Plate
VEIPTempReg	Temporary VEIP Registration
SvrManageTOD	Manage Beneficiary (Interface)
ManageTOD	Manage Beneficiary Details
PrevOwnPlt	Missing Previous Plate
RplORVDecal	New or Replacement ORV Decal
SrvVhcNewReg	New Registration (Interface)
VEIPTempReg	Temporary VEIP Registration
VhcFix	Fix Vehicle Record
ERT.SUBSTC	Legacy Edit – Substitute Sticker
ERT.SUBTAG	Legacy Edit – Substitute Tag
ERT.TMPEXT	Legacy Edit – Temporary Tag Extension
ERT.TMPTAG	Legacy Edit – Temporary Tag
ERT.XFRTAG	Legacy Edit – Transfer Tag

Flag Type Codes

Value	Value Description
ABVBMC	Abandoned Vehicles (Baltimore City)
ABVMGC	Abandoned Vehicles (Montgomery County)
ABVPGC	Abandoned Vehicles (PG County)
ADMFEE	Administrative Fee Due
ADMRS	Administrative – Registration Suspension
ASEDIS	ASED Inspection Suspended
ASEDPU	ASED Tag Pick-Up Order
AWTINS	Awaiting Inspection
CCUDEF	CCU Payment Plan Defaulted
CMVIMH	Commercial Vehicle – Imminent Hazard
CMVPRE	CMV – Preventative Maintenance
CRTORD	Court Order
DIROFF	Director's Office

Value	Value Description
DSBDTF	Disability – DPS Title File (0069)
DSBDUT	Disability – DPS Unit Transporter
DSBEXC	Disability – Exceeds Placard / Plate Limit
EMNSUS	Registration Suspended for VEIP Requirement
FRMCRT	Farm Certification Required
ICDDIR	ICD Director's Office
ICDINQ	ICD Inquiry Driving Record
ICDPUT	ICD Pick Up Tags
INSFLG	Insurance Lapse
INSJUD	Insurance Judgement
INSSUS	Registration Suspended for Insurance Lapse
INVEST	Investigations
JURSUS	Jurisdictional Suspension
JURVIO	Jurisdictional Violation
LEAREF	LEA Referral
LIENDS	Lien Discrepancy
LIEREA	Lien Release
ORGREG	Organization Registration
OWNRTN	Owner Retention – Awaiting Inspection
PUBCOM	Public Service Commission
PUBSUS	Public Service Commission (Suspended)
RESADR	Residential Street Address Required
RTNPYG	Guaranteed Funds Required
RTNPYM	Payment Returned
SAVUNI	Salvage Unit
SBOOSN	School Bus – Out of Service / No Passengers School Bus
SEROPU	Safety Equipment Repairs – Pick Up Order (SERO)
SERSUS	Registration Suspended for SERO

Class Codes

Value	Value Description
A	Passenger
B	Vehicle For Hire
C	Funeral Vehicle (Flower Coach, Funeral Service Wagon, Limo) & Ambulances
D	Motorcycle
E	Truck
EFT	Farm Truck
EMG	Emergency Vehicle
EPD	Dump Truck
F	Tractor or Truck Tractor
FF	Farm Truck Tractor
G	Trailer or Semi-Trailer
GF	Farm Trailer
H	School Vehicle
I	Charter Bus
J	Van Pool
K	Farm Area Vehicle or Island Vehicle
L	Historic Vehicle
LAW	Police Department Vehicle
LIM	Limited Speed Vehicle
M	Multipurpose Vehicle
MCS	Local / State Government Special Equipment
MH	Manufactured Home
N	Street Rod
OR	Off-Road Vehicle
P	Passenger Bus
Q	Limousines Under 35 Feet for Hire
R	Low-Speed Vehicle
T	Tow Truck and Rollback

Exception Codes

Value	Value Description
1X	1 Axle Dump Trucks
1XF	1 Axle Farm Trucks
1XL	1 Axle Logging Trucks
2X	2 Axle Dump Trucks
2XF	2 Axle Farm Trucks
2XL	2 Axle Logging Trucks
3X	3 Axle Dump Trucks
3XF	3 Axle Farm Trucks
3XL	3 Axle Logging Trucks
4X	4 Axle Dump Trucks
4XF	4 Axle Farm Trucks
4XL	4 Axle Logging Trucks
5X	5 Axle Dump Trucks
5XF	5 Axle Farm Trucks
5XL	5 Axle Logging Trucks
6X	6 Axle Dump Trucks
6XF	6 Axle Farm Trucks
6XL	6 Axle Logging Trucks
A	Autocycle
ATV	ATV ORV
DRT	Dirt Bike ORV
F	Farm Tractor
FRM	Farm Area
HDS	Head Start Vehicle
ISL	Island Vehicle
JT	Joint Tenants
L	Logging Tractor
MOP	Moped ORV
MOT	Motorscooter ORV
N/A	N/A
NAI	Needs Annual Inspection
nnP	Number of Passengers on Buses
O26	Class T over 26k GVW
R	Low Speed Vehicle
SNO	Snowmobile ORV
SP	½ or ¾ TON Truck with 2 Year Sticker
TBE	Tenants by Entirety
U26	Class T under 26k GVW
UTV	UTV ORV

County Codes

Value	Description
MD001	Allegany County
MD003	Anne Arundel County
MD005	Baltimore
MD009	Calvert County
MD011	Caroline County
MD013	Carroll County
MD015	Cecil County
MD017	Charles County
MD019	Dorchester County
MD021	Frederick County
MD023	Garrett County
MD025	Harford County
MD027	Howard County
MD029	Kent County

Value	Description
MD031	Montgomery County
MD033	Prince George's County
MD035	Queen Anne's County
MD037	St. Mary's County
MD039	Somerset County
MD041	Talbot County
MD043	Washington County
MD045	Wicomico County
MD047	Worcester County
MD510	Baltimore City